

The use of market mechanisms in INDC/NDCs

Asia LEDS Forum: Developing and using market mechanisms
28 June, 2016

Yuqing Ariel YU

Technical Officer, UNFCCC RCC-Bangkok



United Nations
Climate Change Secretariat





Outline

- IGES's INDC/NDC Tracker
- Position towards market mechanisms in INDC/NDCs
- The way of referring market mechanisms in INDC/NDCs
- Potential use of market mechanisms

IGES's INDC/NDC Tracker

- A database compiles main features of INDC/NDCs:
 - Mitigation (priority sectors, measures to mitigate negative impacts on CC)
 - Adaptation (plans to adapt to the effects of CC);
 - Finance and technology needs (demand of international support);
 - Market mechanisms (market-based instruments such as carbon markets and cap-and-trade systems)
- Frequently updated to reflect more accurately the intention of Parties;
- Accessible at: <https://docs.google.com/spreadsheets/d/1SS8WC9AYB3kpR-jfZPELHDixsVXKOr5sectt0oZSAn4/edit?pref=2&pli=1#gid=1695804063>

IGES INDC Tracker

Summary data on mitigation, adaptation, finance, technology transfer and market mechanisms

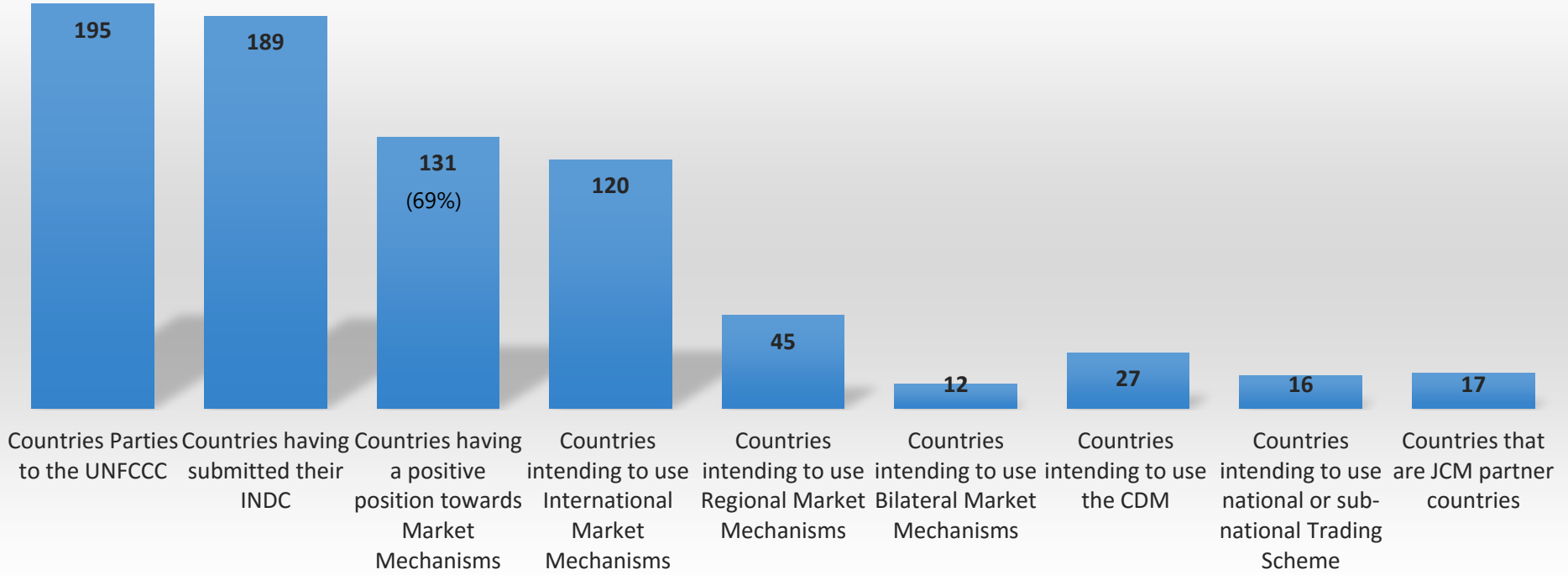
June 2016 version



Download at:

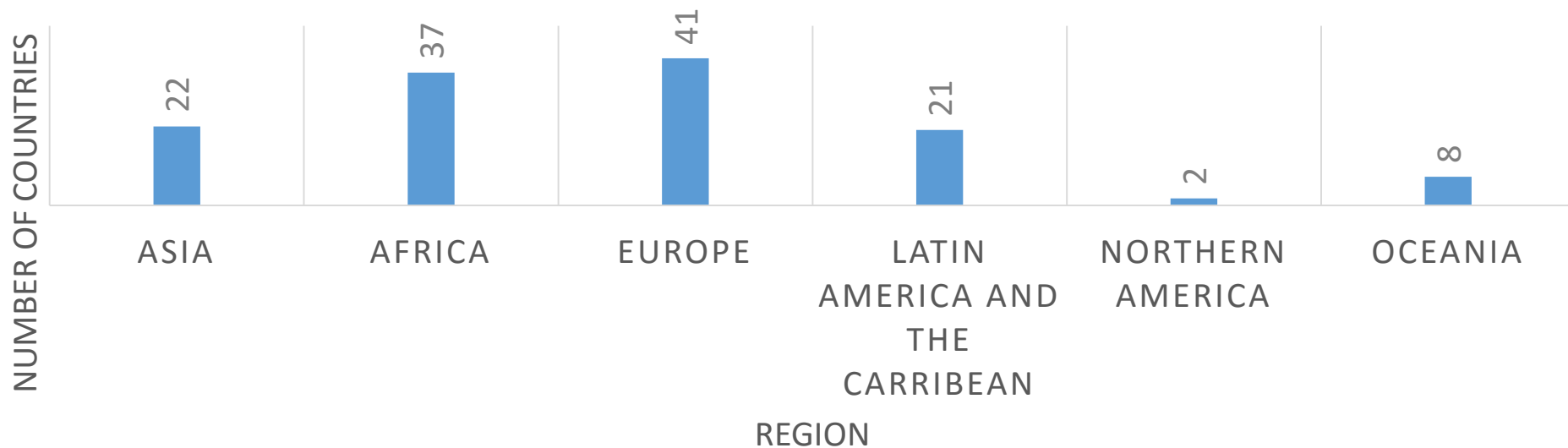
<http://enviroscope.iges.or.jp/modules/envirolib/view.php?docid=6147>

Market Mechanisms Overview Chart

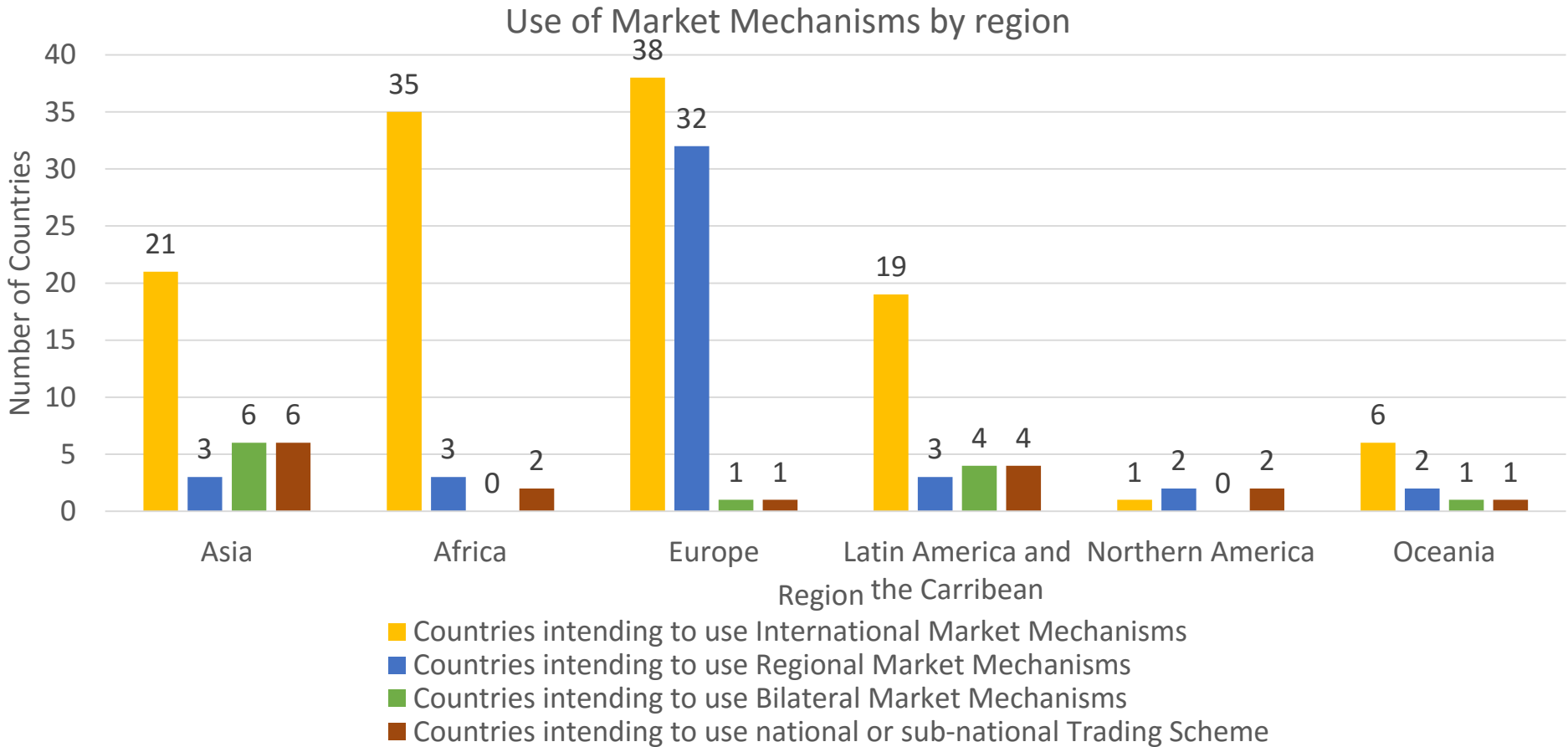


Source: IGES INDC Tracker

COUNTRIES HAVING A POSITIVE POSITION TOWARDS MARKET MECHANISMS BY REGION

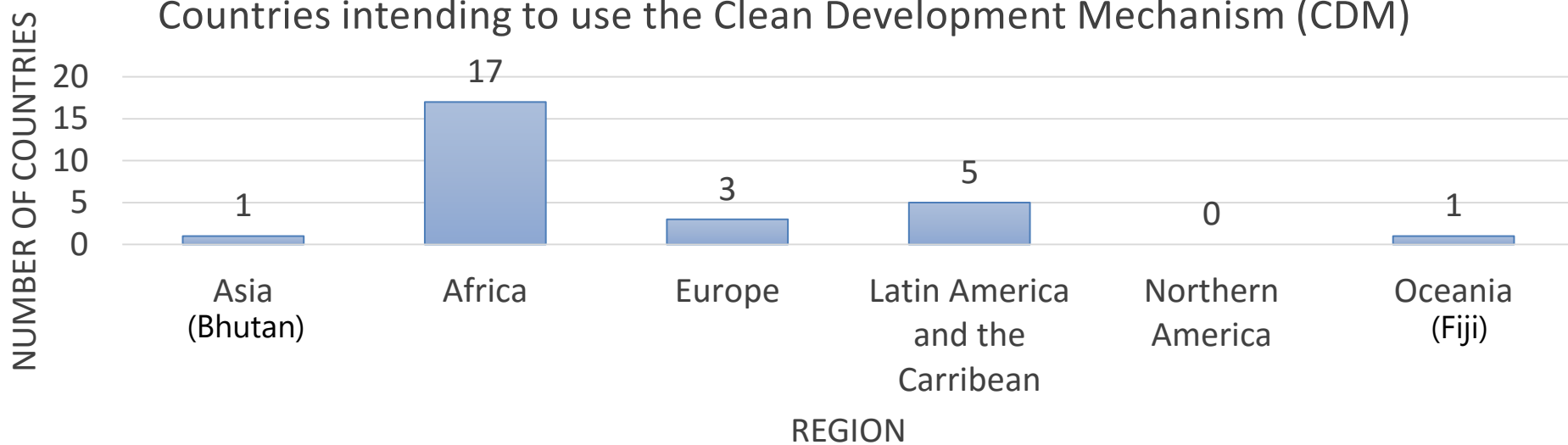


Source: IGES INDC Tracker



Source: IGES INDC Tracker

Countries intending to use the Clean Development Mechanism (CDM)



Source: IGES INDC Tracker

Summary Table
List of Countries by region regarding their submission of INDCs and intention of using Market Mechanisms

	Asia	Africa	Europe	Latin America and the Carribean	Northern America	Oceania	Total*
Countries Parties to the UNFCCC	46	54	44	33	2	16	195
Countries having submitted their INDC	42	53	44	32	2	16	189
Countries having a positive position towards Market Mechanisms	22	37	41	21	2	8	131
Countries intending to use International Market Mechanisms	21	35	38	19	1	6	120
Countries intending to use Regional Market Mechanisms	3	3	32	3	2	2	45
Countries intending to use Bilateral Market Mechanisms	6	0	1	4	0	1	12
Countries intending to use the CDM	1	17	3	5	0	1	27
Countries intending to use national or sub-national Trading Scheme	6	2	1	4	2	1	16
Countries that are JCM partner countries	11	2	0	3	0	1	17

* The EU, while being one of the 196 Parties of the UNFCCC, is not included in the above table as only countries are being included.



Email address: RCCBangkok@unfccc.int

Skype: RCC.Bangkok

IGES Regional Centre

604 SG Tower 6th Floor, 161/1 Soi Mahadlek Luang 3,
Rajdamri Road, Patumwan, Bangkok, 10330 Thailand